

NO PREP! PRINT AND GO!

# PUMPKIN HARVESTING

close reading

## FREEBIE




# What is CLOSE READING?

Close Reading is a reading process performed by students to gain a better understanding of what they are reading.

Close Reading enhances student comprehension as students:

1. read an engaging text multiple times
2. mark up the text they are reading
3. answer text dependent questions
4. respond in writing, citing evidence from the text

3-6 RL. 10: Read and comprehend complex literary and informational texts independently and proficiently.



# CLOSE READING Strategies



**Pre-Reading:** FOCUS your thinking by reading each question connected to the reading selection.

**Read # 1:** READ the title and selection. Record any connections (text-self, text-text, text-world) you make to the title and text as you read.

**Read # 2:** UNDERLINE any answers you find in the text as you read.

**Read # 3:** IDENTIFY all answers and any evidence that will help you answer short and extended response questions. As you answer the questions, TAG the paragraph where you located your answer next to the question.

REMEMBER:

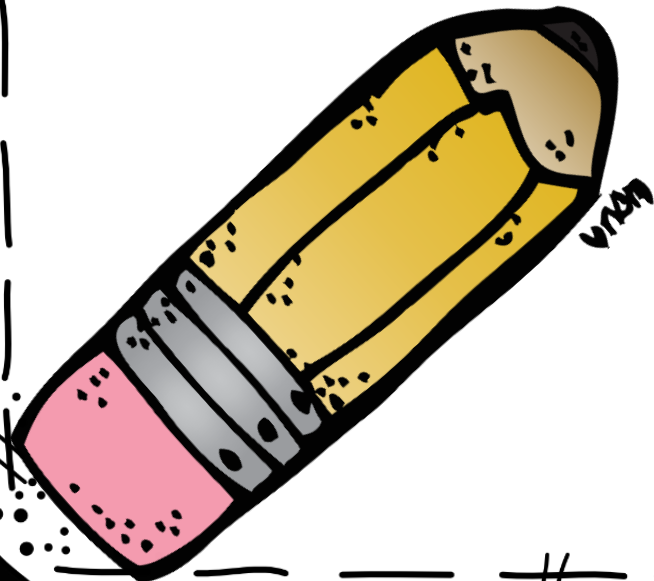
# FRUIT



# How do I utilize this passage?

## DIRECTIONS:

- Use for center work, read-to-self, read-to-someone, whole class strategy work, small group or one-on-one intervention. The uses are endless.
- Copy passage, questions, and word work.
- Teach students the Close Reading Strategies-FRUIT
- Watch as your students become more engaged, independent readers, capable of answering text dependent questions.



# Pumpkin Harvesting

**Directions:** Read the informational text to better understand the process of growing pumpkins.

## All Things Pumpkin

Pumpkin pie, pumpkin muffins, pumpkin soup, pumpkin spice coffee-during the fall, things tend to be flavored all things pumpkin. While many of the prevalent "pumpkin-flavored" items aren't even made with real pumpkin, the pumpkin remains one of the most popular fall fruits. If you are hoping to cultivate your own Jack-O-Lantern for Halloween carving or a pie pumpkin for your homemade pumpkin pie, you are in the right place.

## Perfect Planting

Pumpkins do not need a huge amount of space to grow. The space behind a garage that receives direct sunlight is an ideal spot. Planting after the last frost around June 1<sup>st</sup> is a logical time to plant your pumpkin seeds because pumpkins take between 85 and 125 days to grow. If you are wanting your pumpkins to carve into Jack-O-Lanterns, count back from October 31<sup>st</sup> or Halloween, in order to determine the optimal time to plant your seeds. Be aware that pumpkins are sensitive to cold temperatures and can be damaged by fall frosts, so don't wait too long to harvest them.

## Growing Tips and Tricks

Pumpkin seeds should be planted about 1-2 inches deep into fertile soil. Sprouts should become visible after about 7-10 days. It is possible to over-water a pumpkin plant, which will cause it to die. Water only when the soil around the plant seems dry and the plant looks to be drooping. Watering the leaves of the plant can cause a powdery-looking fungus that will eventually cause the pumpkin vine to wither and die. Be sure to water in the morning, and only water the soil. When your pumpkin fruit has turned orange, and the size you are hopeful for, hold off from watering any longer, and cut it from the vine. You will have a pumpkin that is ready to be put to the use of your choice.



Name: \_\_\_\_\_

## Pumpkin Harvesting


### Word Work

**Directions:** Find the word in the text. Write the sentence that the word is in in the "Word in Sentence" box. Using context clues, write the meaning of the word in the "Meaning using context clues" box.

Word	Word in Sentence	Meaning using Context Clues
prevalent		
cultivate		
optimal		
fertile		
fungus		
wither		







Name: \_\_\_\_\_

## Pumpkin Harvesting: Reader Response Questions

**Directions:** After completing the passage, answer the following questions in complete sentences citing specific details from the text.

1. Why is it important to plant pumpkin seeds after the last frost of the season? What can happen to the pumpkin plant? Cite evidence from the text to support your response.

---

---

---

---

---

2. Would pumpkin seeds grow well in a climate that receives a great deal of rain? Why or why not? Cite evidence from the text to support your response.

---

---

---

---

---

3. List four uses for pumpkin that are shared in the text.


---

---

---

---





# THANK YOU!



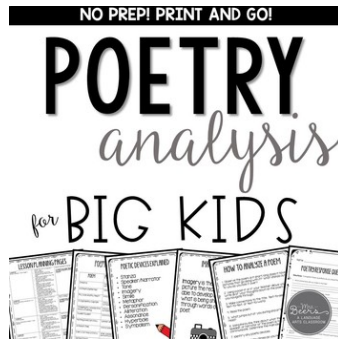
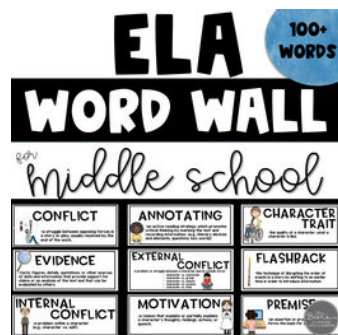

VISIT MY WEBSITE FOR

- TEACHING TIPS
- CLASSROOM IDEAS
- ELA FREEBIES

**MrsBeers.com**



GRAB THESE TEACHER FAVORITES...



LET'S CONNECT



CLIPART CREDITS

