



HOLIDAY

CHIT CHAT CARDS

Freebie

©Erin Beers 2016



What are CHIT CHAT CARDS?

I have taught 6th graders for 15 years, and one thing I can tell you for sure is that they LOVE to CHIT CHAT with one another. Because our day is so fast-paced and so much needs to be crammed in, I came up with the idea for CHIT CHAT CARDS. Instead of writing down all of their thoughts or recording their responses, they have cards that keep them focused, on-topic, yet able to listen, speak, and discuss. As teachers we don't need one more piece of paperwork to PHYSICALLY sort and organize!

These CHIT CHAT CARDS can be used as a method of engaging students in discussion. Use these Chit Chat Cards during partner time, small group, or even whole class discussion. Use them how you see fit, but use them. These CHIT CHAT CARDS are a perfect tool for helping students become better listeners, speakers, and thinkers. I promise your students will love the time they have to interact, share, and discuss text.

Inspiration and Directions


Inspiration...

I have celebrated MANY holidays with my different groups of students over the years. Holidays provide many instructional opportunities. In addition, I want to allow my students time to interact with one another and without always having to produce a completed written assignment.

The purpose of this Holiday Chit Chat Cards resource is to allow students to have the chance to share about their own holiday traditions and listen to a peer while providing them with a focal point to begin their thinking in order to generate even more thoughtful discussion. Simply explain your expectations, pass out Chit Chat Cards, and have students share their thoughts with one another.

Directions & Possible Uses:

- Print and laminate Holiday Chit Chat Cards. You will need a few sets for whole class work.
- Pass out the Chit Chat Cards.
- Partner students and allow them time to read through and discuss the Chit Chat cards.
- Have them discuss as few or as many as time allows.
- Bring group back together for a whole class discussion.
- Allow students to listen, share, and discuss their thoughts.




Chit Chat Card #1

Which four people do you enjoy spending time with the most during the holidays? Why are these people so enjoyable to be around during this time of year?

Chit Chat Card #2

Describe your favorite outdoor holiday activity. Explain why this activity is one you look forward to doing each year.



Chit Chat Card #3

What is your least favorite outdoor holiday activity? Why?



Chit Chat Card #4

Describe the best gift you have ever given to someone. What was the gift? Why was giving it to this person so meaningful?



Chit Chat Card #5

Describe the best holiday gift you have received. Share why this gift was so significant to you.

Chit Chat Card #6

Share about your favorite holiday surprise. What gift were you given or did you give to another person that was a complete surprise?

Chit Chat Card #7

Describe your favorite holiday meal.



Chit Chat Card #8

What foods are you hoping won't be served at the holiday table ever again? Describe four food items you never want to eat again.



Chit Chat Card #9

If you could invite anyone to spend the holidays with you, who would you invite? Why would you want this individual to join in your holiday festivities?

Chit Chat Card #10

You have been given \$10,000 that you must donate to ONE special cause this holiday season. Share where you would donate this money and why you would choose this particular cause.



Chit Chat Card #11

What three resolutions will you focus on in the new year?



Chit Chat Card #12

When the clock strikes midnight on New Year's Eve you can decide to go forward or back in time to any year. Share the year you want to visit and why you would want to time travel here.

CCSS Covered with Chit Chat Cards

Speaking and Listening:

4-8.SL.1: Engage effectively in a range of collaborative discussions (one-on-one, in groups, and teacher-led) with diverse partners on topics, texts, and issues, building on others' ideas and expressing their own clearly.

4-8.SL.4: Present claims and findings, sequencing ideas logically and using pertinent descriptions, facts, and details to accentuate main ideas or themes; use appropriate eye contact, adequate volume, and clear pronunciation.



THANK YOU!



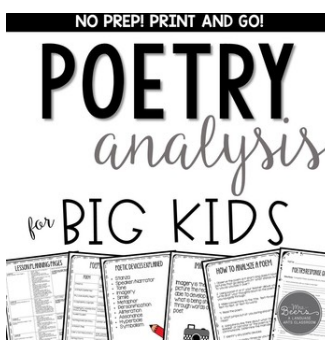
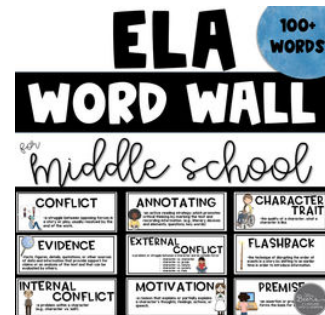

VISIT MY WEBSITE FOR

- TEACHING TIPS
- CLASSROOM IDEAS
- ELA FREEBIES

MrsBeers.com



GRAB THESE TEACHER FAVORITES...



LET'S CONNECT



CLIPART CREDIT

