

Grades

4-6. L.5

WINTER

PERSONIFICATION

MINI-LESSON



PERSONIFICATION MINI-LESSON AND LITERACY CENTER DIRECTIONS

1. Copy Snowman/Snowwoman "What is Personification?" page for as many students as will be utilizing it.
2. Copy the Personification Identification and Answer Key for as many students as will be utilizing it.
3. Each student needs one snowman/woman half page.
4. Students can tape left edge of the page to notebook paper to make a flap for note-taking and color the snowman.
5. Using the Personification is...page create an anchor chart or display the information page on Mimio or SMART board.
6. Students will copy those notes under the "What is personification?" snowperson flap and keep in their interactive/reading notebook. Students can color flap page, if desired.
7. Discuss thoroughly the example provided and challenge students to come up with some of their own examples to share as a whole class.
8. Students must understand that personification is not to be taken literally, instead, it is figurative language that gives writing more pizzazz or zing.
9. Students will then work in a small group, independently, or in a literacy center to complete the "Personification Identification" page using the answer document.
10. Gauge student understanding by correcting student work with the answer key provided.



PERSONIFICATION is when you assign the qualities of a person to something that isn't human or to something that isn't even alive.

There are many reasons for using personification...

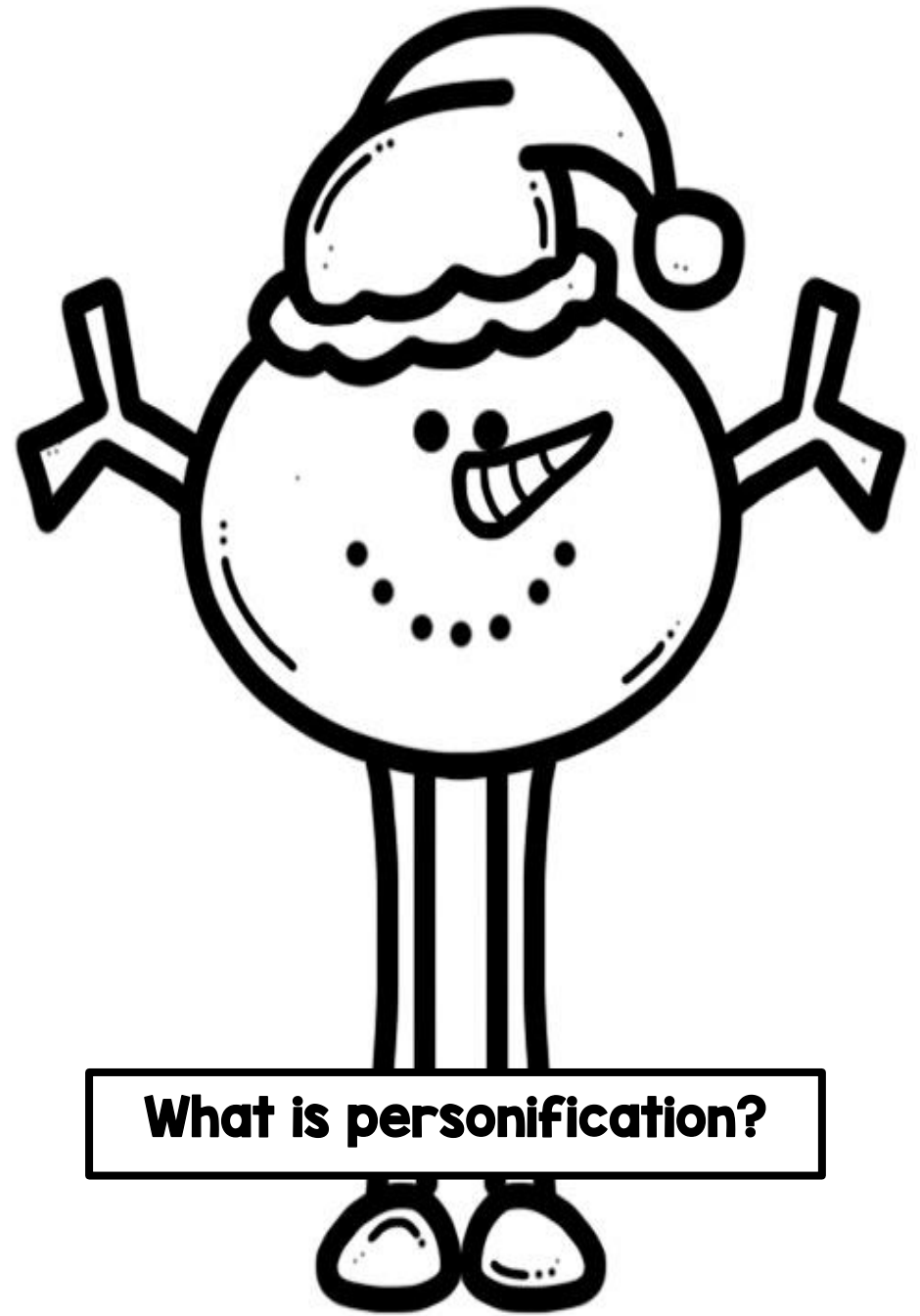

1. It can be used as a way of describing something so that others can understand better.
2. It can be used to emphasize a point and "dress-up" writing by making it more playful and fun.

Example: The blizzard painted the town with a thick, white coating.

This is personification because a blizzard is not human, but it has "painted."

It means that the town was covered in snow from the blizzard.







What is personification?



What is personification?

PERSONIFICATION IDENTIFICATION

Directions: Winter Holiday Personification Word Work: In a small group, independently, or in your classroom literacy center, underline the personification in each sentence below, then, using context clues, determine the meaning of the sentence with personification and re-write it on the answer document without any personification.

Example: The snowflakes danced softly from the clouds to the ground.

Meaning: The snowflakes fell from the sky to the ground.

1. That costly gift grew arms and legs and walked away because I can't find it anyplace.
2. With all of the extensive travels on Christmas Eve, Santa's sleigh must be exhausted by morning.
3. The tree looked as though it was getting dressed up to go to the fanciest of events after it was adorned with ornaments and decorations.
4. The storm clouds lashed out on the crowd as they waited for the tree lighting to take place.
5. The lights danced on the beautifully embellished house.
6. The family was awakened as the first rays of morning peered into their bedroom windows.
7. The wind whispered and the snow quietly fell to the ground.
8. Celebrating New Year's Eve was a family tradition. It was hard to believe that another year was already knocking on their door, waiting to come in.
9. Santa could not go down the chimney, as the house did not have one, but the front door seemed to protest his entry.
10. The enthusiastic reindeer played hide and seek with carrots in the front yard.
11. Even though he was made of snow and could not have warm food or drink, the snowman's plump belly growled at the sight of hot chocolate.
12. The star stood proudly as it beamed at the top of the Christmas tree.



Name: _____



ANSWER DOCUMENT

1. _____
2. _____
3. _____
4. _____
5. _____
6. _____
7. _____
8. _____
9. _____
10. _____
11. _____
12. _____

Bonus: Write a holiday sentence that uses personification.

ANSWER KEY

1. That costly gift grew arms and legs and walked away because I can't find it anyplace.
2. With all of the extensive travels on Christmas Eve, Santa's sleigh must be exhausted by morning.
3. The tree looked as though it was getting dressed up to go to the fanciest of events after it was adorned with ornaments and decorations.
4. The storm clouds lashed out on the crowd as they waited for the tree lighting to take place.
5. The lights danced on the beautifully embellished house.
6. The family was awakened as the first rays of morning peered into their bedroom windows.
7. The wind whispered and the snow quietly fell to the ground.
8. Celebrating New Year's Eve was a family tradition. It was hard to believe that another year was already knocking on their door, waiting to come in.
9. Santa could not go down the chimney, as the house did not have one, but the front door seemed to protest his entry.
10. The enthusiastic reindeer played hide and seek with carrots in the front yard.
11. Even though he was made of snow and could not have warm food or drink, the snowman's plump belly growled at the sight of hot chocolate.
12. The star stood proudly as it beamed at the top of the Christmas tree

1. The expensive gift was missing.
2. Santa's sleigh travels far and needs to be off by Christmas morning.
3. The tree was beautifully decorated with ornaments.
4. There was a bad storm while the people waited for the tree to be lit up.
5. The house was decorated with lights.
6. The brightness of the sun woke up the family.
7. There was light wind and snow flakes.
8. The family couldn't believe it was already a New Year as they celebrated on New Year's Eve.
9. Santa couldn't go down the chimney because there wasn't one, and the front door was tough to open.
10. The reindeer played with carrots in the front yard.
11. The snowman looked like it wanted hot chocolate.
12. The star was on the top of the Christmas tree.



THANK YOU!



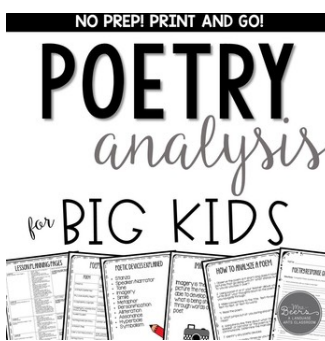
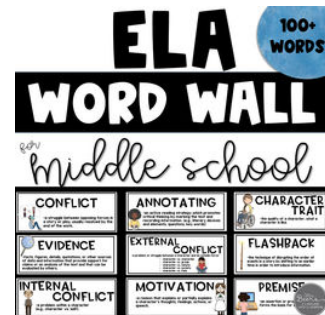

VISIT MY WEBSITE FOR

- TEACHING TIPS
- CLASSROOM IDEAS
- ELA FREEBIES

MrsBeers.com



GRAB THESE TEACHER FAVORITES...



LET'S CONNECT



CLIPART CREDIT

