

NO PREP! PRINT AND GO!

END OF NOVEL

projects

for BIG KIDS



Name: _____

Character Trading Cards

Directions: Identify four favorite characters from the novel you just completed. On the lines below, list as many character traits about each character. Be sure to go back into the text to find as much information as you can. Next, use the Character Trading Card Template. Draw a detailed picture of each character on each of the four pieces of paper. On the back of each "Character Card" write the characteristics that you brainstormed and cited from the text in the space below. Share these with your teacher and classmates to encourage them to learn about these novel characters.

Character #1 Name: _____

Traits: _____

Favorite Things: _____

Dislikes: _____

Character #2 Name: _____

Traits: _____

Favorite Things: _____

Dislikes: _____

Character #3 Name: _____

Traits: _____

Favorite Things: _____

Dislikes: _____





Character #4 Name: _____

Traits: _____

Favorite Things: _____

Dislikes: _____

Character Trading Cards Template




Character Trading Card

End of Novel Project Rubric

Rating	Prep Work	Conventions	Presentation
4	<p>Student completed the Character Card Organizer with ALL details.</p> <p>Student wrote all information from the organizer on the back of each character card accurately.</p>	<p>Student spelled all words correctly.</p> <p>Student used perfect grammar with no errors.</p> <p>Student capitalized and punctuated with no errors.</p>	<p>Student completed all 4 cards with thorough, accurate details.</p> <p>Student Character Cards are colorful and highly-detailed</p> <p>Student put forth the most effort possible</p>
3	<p>Student mostly completed the Character Card Organizer with some details.</p> <p>Student wrote most information from the organizer on the back of each character card.</p>	<p>Student had 1-2 spelling errors.</p> <p>Student used mostly correct grammar with 1-2 errors.</p> <p>Student capitalized and punctuated with 1-2 errors.</p>	<p>Student completed all 4 cards but missed some details.</p> <p>Student Character Cards are colorful and highly-detailed</p> <p>Student put forth some effort.</p>
2	<p>Student partially completed the Character Card Organizer with minimal details.</p> <p>Student wrote some information from the organizer on the back of each character card.</p>	<p>Student had 3-4 spelling errors.</p> <p>Student used inconsistent grammar with 3-4 errors.</p> <p>Student capitalized and punctuated with 3-4 errors.</p>	<p>Student completed all 4 cards with few accurate details.</p> <p>Student Character Cards are limited in their detail.</p> <p>Student put forth little effort.</p>
1	<p>Student didn't complete the Character Card Organizer with no details.</p> <p>Student wrote little information from the organizer on the back of each character card.</p>	<p>Student spelled more than 5 words incorrectly.</p> <p>Student used poor grammar with more than 5 errors.</p> <p>Student capitalized and punctuated writing with more than 5 errors.</p>	<p>Student did not complete all 4 cards.</p> <p>Student Character Cards are not colored and have no detail.</p> <p>Student put forth no effort.</p>

TOTAL POINTS EARNED ___/12

COMMENTS:



THANK YOU!



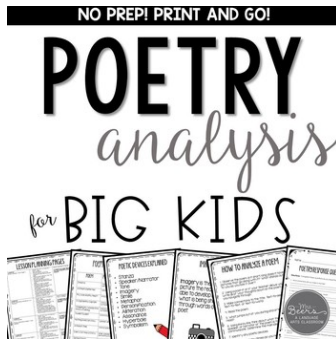

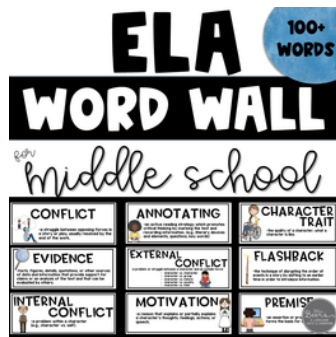
VISIT MY WEBSITE FOR

- TEACHING TIPS
- CLASSROOM IDEAS
- ELA FREEBIES

MrsBeers.com



GRAB THESE TEACHER FAVORITES...



LET'S CONNECT



CLIPART CREDITS

